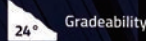
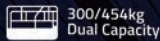
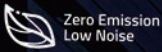


ZOOMLION

NEW ZT22JE ZT26JE ELECTRIC TELESCOPIC BOOM LIFT

Comply with CE/ANSI/CSA Standard



HIGHLIGHTS

- ▶ Customized lithium-ion battery features green, environmental protection, lownoise and zero-emission, ideal for construction and plant maintenance.
- ▶ lithium-ion batteries combined with excellent energy management system provide longer running time.
- ▶ Low-temperature regenerative current control and power self-adaptive control effectively improve the safety of Li-ion battery and greatly prolong the batteries service life of at least 10%.
- ▶ Provide a variety of standard charging plugs and 10A/16A/32A multi-power optional charging mode featuring strong charging adaptability.
- ▶ Brand-new appearance with lightweight GFRP composite material hood and integrally formed coating features anti-corrosion, heat preservation, aging resistance and easy cleaning.
- ▶ Assembled large-opening component box, open-close hood, and a variety of reserved inspection holes easy to service.
- ▶ Accurate and efficient traveling AC drive system provides strong power and stable control. Gradeability reaches 45% and motor is maintenance-free for its lifetime.

FEATURES

Standard Features

Horn	Emergency descent system	Tilt protection system
Proportional control	Emergency stop button	Oscillating axle
All motion alarm	Secondary Guarding System	Load sensing system
Flashing beacon	Auto-leveling system	4.3' Led display
Self-closing entry gate	On-board diagnostic system	Swing-out engine tray

Accessories & Options

Platform work light	Low-temperature hydraulic oil
AC power to platform	Synthetic biodegradable hydraulic oil
Air line to platform	Non-marking tire

ACCESS WITH ZOOMLION GREEN

Phone: 0086(731)-88353680 0086(731)-88250971
E-mail: awm@zoomlion.com

Add: ZOOMLION Wangcheng Industrial Park, Tengfei Road 997, Changsha, Hunan, China
Web: www.en.zoomlion.com



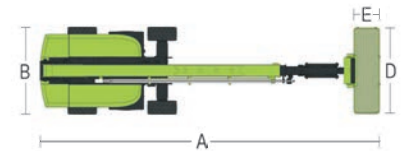


ZOOMLION

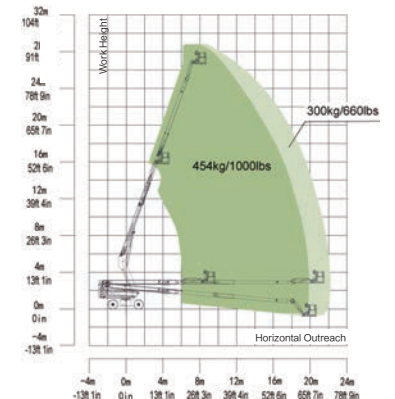
ELECTRIC TELESCOPIC BOOM LIFTS

NEW ELECTRIC ZT22JE/ZT26JE Comply with CE/ANSI/CSA Standard

Model	ZT26JE		ZT22JE	
Size				
	Metric	Imperial	Metric	Imperial
Work Height	28.70m	94ft 2in	24.40m	80ft 1in
Platform Height	26.70m	87ft 7in	22.40m	73ft 6in
Horizontal Outreach	22.1m	82ft 6in	17.9m	58ft 9in
A - Stowed Length	11.91m	39ft 1in	10.3m	33ft 10in
B - Stowed Width	2.49m	8ft 2in	2.49m	8ft 2in
C - Stowed Height	2.82m	9ft 3in	2.76m	9ft 1in
D - Platform Length	2.44m	8ft	2.44m	8ft
E - Platform Width	0.91m	3ft	0.91m	3ft
Jib Length	1.83m	6ft	1.83m	6ft
F - Wheelbase	2.80m	9ft 2in	2.52m	8ft 3in
Tread	2.49m	6ft 11in	2.49m	6ft 12in
G - Ground Clearance	0.41m	1ft 4in	0.41m	1ft 4in
Performance				
Platform Capacity (Unrestricted/Restricted)	300/454kg	660/1000lb	300/454kg	660/1000lb
Drive Speed (Stowed)	5.5km/h	3.42mph	5.5km/h	3.42mph
Gradeability	45% (24°)		45% (24°)	
Turning Radius (Inside)	3.11m	10ft 2in	2.72m	8ft 11in
Turning Radius (Outside)	6.16m	20ft 3in	5.58m	18ft 4in
Turntable Swing	360° continuous		360° continuous	
Platform Rotation	±90°		±90°	
Tail Swing	1.61m	5ft 3in	1.61m	5ft 3in
Jib Rotation	130° (-55°~75°)		130° (-55°~75°)	
Max. Wind Speed	12.5m/s	28mph	12.5m/s	28mph
Power				
Battery	80V		80V	
Charger	5KW/80V		5KW/80V	
Drive Motor	5.2KW		4.2KW	
Lifting Motor	30KW		21KW	
Auxiliary Power	12V DC		12V DC	
Hydraulic Tank	120L	32 US gal	120L	32 US gal
Tire				
Type	15-625 Foam-filled Tires 385/65-24 Solid Tires		355/55 D625 Foam-filled Tires 36x14-20 Solid Tires	
Weight				
Gross	17600kg	39462lb	13200kg	29101lb



Range of Motion ZT22JE



Range of Motion ZT26JE